

DOOSAN

Wheel Loaders |
DL220-5



Maximum power: 160 hp
Operating weight: 12365 kg
Bucket capacity: 2.2 m³





Engine

Model	Doosan DL06
Regulation compliant	Stage IV
No. of cylinders	6
Nominal power - Gross (SAE J1995)	160 hp (119 kW) at 2100 rpm
Maximum torque - Gross	735 Nm at 1400 rpm
Idle (low - high)	800 - 2290 rpm
Displacement	5.9 litres
Bore x stroke	100 mm x 125 mm
Starter	24 V - 6 kW
Batteries - Alternator	2 x 12 V, 100 Ah - 24 V, 80 A

Transmission

Type	4-Gear Auto-Powershift
Speeds - Forward 1-2-3-4	7 / 13 / 24 / 39 km/h
Speeds - Reverse 1-2-3	7 / 13 / 26 km/h
Maximum traction	11.2 ton
Maximum gradeability	58% / 30°

Axles & Tires

Front axle	Limited Slip Differential (LSD)
Rear axle	Limited Slip Differential (LSD)
Tire size - standard	20.5R25

Hydraulic system

Type	Closed Load Sensing hydraulic system
Maximum flow	155 l/min
Maximum pressure	250 bar
Pilot system	Automatic functions for positioning the bucket ready to dig and a function for stopping the lift arm at the desired height, and low position adjusted manually by switch, are standard.
Filtration	In the oil return to the tank, the fibre glass filter has a filtering capability of 10 micron.

Lift arm

Lift arm - up	6 s
Lift arm - down	3.5 s
Bucket - crowd	1.9 s
Bucket - dump	1.2 s

Steering system

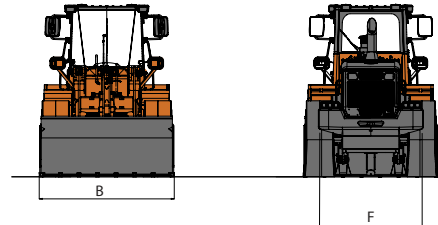
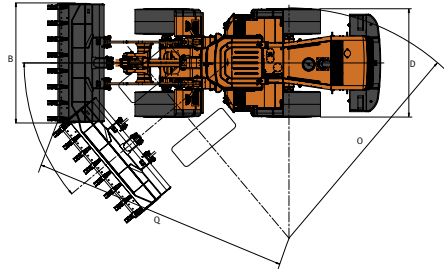
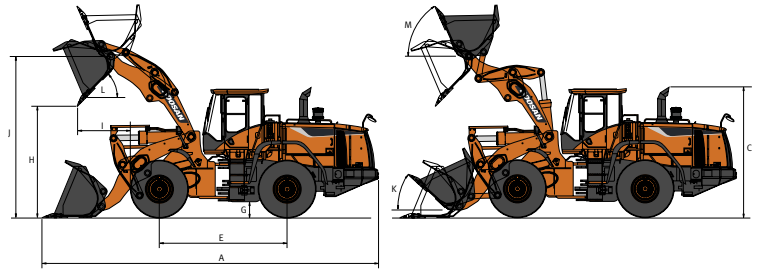
Type	Load sensing hydraulic system
Steering angle	40°
Oil flow	155 l/min
Steering cylinders (2)	Emergency steering system with electric motor-driven hydraulic pump.

Cab

Safety standards	ROPS ISO 3471:2008 FOPS ISO 3449
Door	1
Emergency exits	2
A weighted emission sound pressure level at the operator's position, LpAd (ISO 6396)	Declared: 72 dB(A) Measured: 71 dB(A)
A weighted emission sound power level at external position, LwAd (ISO 6395)	Declared: 103 dB(A) Measured: 102 dB(A)

Fluid capacities

Fuel tank	222 l
Urea tank (AdBlue®)	31.5 l
Cooling system	40 l
Engine oil	27 l
Front axle	21.5 l
Rear axle	21.5 l
Hydraulic tank	85 l



Dimensions and operational data

	DL220-5 – Pin-on Configuration	General purpose		High Lift		
		Teeth	Cutting edge	Teeth	Cutting edge	
	Capacity heaped ISO/SAE	m ³	2.2	2.3	1.9	2.0
B	Bucket width	mm	2550	2550	2550	2550
	Breakout force	kN	102	101	113	112
	Static tipping load (straight)	kg	9705	9630	8880	8805
	Static tipping load (at full turn)	kg	8570	8505	7840	7775
H	Dump height (at 45° – fully raised)*	mm	2755	2825	3200	3270
I	Dump reach (at 45° – fully raised)*	mm	1130	1065	1100	1040
	Dump height (at max. dump) – (at max. reach)*	mm	720	810	830	910
	Dump reach (at max. dump) – (at max. reach)*	mm	1490	1455	1860	1820
	Digging depth	mm	95	90	205	200
J	Height at bucket pivot point	mm	3860	3860	4300	4300
	Max. tilt angle in carry position	°	48	48	51	51
M	Max. tilt angle fully raised	°	59	59	61	61
K	Max. tilt angle on ground	°	42	42	43	43
	Max. tilt angle at max. reach	°	59	59	58	58
	Max. dump angle at max. reach	°	65	65	60	60
	Max. dump angle on ground	°	64	64	63	63
L	Max. dump angle fully raised	°	48	48	46	46
O	External radius at tyre side	mm	5475	5475	5475	5475
Q	External radius at bucket edge	mm	5975	5950	6130	6100
E	Wheel base	mm	3010	3010	3010	3010
D	Width at tyres	mm	2460	2460	2460	2460
F	Tread	mm	1930	1930	1930	1930
G	Ground clearance (at 12° osc.)	mm	435	435	435	435
A	Overall length	mm	7540	7445	7995	7905
C	Overall height	mm	3280	3280	3280	3280
	Operating weight	kg	12365	12420	12775	12835

* Measured to the tip of the bucket teeth

DOOSAN

